

# BOYS LATIN OF PHILADELPHIA CHARTER SCHOOL

## 2021-22 SCHOOL PROGRESS REPORT ON EDUCATION AND EQUITY

School Code | 3388 Sector | Charter Network | Charters  
Principal Name | Eros Uthman-Olukokun  
Address | 5501 Cedar Ave  
Phone | 215-387-5149 Website | boyslatin.org  
Report Type | High School Grades in Report | 9-12  
Admissions Category | Citywide  
Turnaround Model | N/A  
Receives K8 Report | Yes  
Oct 1 Enrollment | 451

### Student Enrollment and Demographics



- 0.0% American Indian / Alaskan Native
- 0.2% Asian
- 93.6% Black / African American
- 0.9% Hispanic / Latino
- 5.3% Multi Racial / Other
- 0.0% Native Hawaiian / Pacific Islander
- 0.0% White

<b>480</b> <i>Total Number of Students Served for 10+ Days Over the Year</i>	<b>26.4%</b> <i>% Students with IEPs</i>
<b>0.0%</b> <i>% English Learners</i>	<b>62.1%</b> <i>% Economically Disadvantaged</i>

### Student Attendance

<b>14.2%</b> <i>% Students Attending at Least 95% of Instructional Days</i>	<b>41.3%</b> <i>% Students Attending at Least 90% of Instructional Days</i>
--------------------------------------------------------------------------------	--------------------------------------------------------------------------------

Score Level	Performance	Improvement	Level
<b>Level 3</b>			
<b>Performance</b> <i>At or Above Target in</i> <b>40.0 %</b> 2 out of 5 <i>Eligible Metrics</i>			
<b>Improvement</b> <b>Insufficient Data for Score</b>			
Goal Performance (All Students)			
<b>GOAL 4   % of 11th Graders Proficient on Algebra, Biology, &amp; Literature Keystones</b> <b>Score: 71.4 %</b>			
<div style="width: 71.4%; height: 15px; background-color: #0070C0; border: 1px solid #ccc; margin-bottom: 5px;"></div> <div style="width: 100%; height: 15px; background-color: #D9D9D9; border: 1px solid #ccc;"></div> <p style="text-align: center; font-size: small;">39.7 pts above 2021-2022 target</p> <div style="display: flex; justify-content: space-between; align-items: center; font-size: x-small;"> <span style="background-color: #002060; color: white; padding: 2px 5px; border-radius: 5px;">MEETING 2026 GOAL</span> <span>no data prior year</span> <div style="width: 15px; height: 15px; border: 1px solid #ccc; border-radius: 50%; background-color: #ccc; display: flex; align-items: center; justify-content: center;">—</div> </div>			
<b>GOAL 5   % of 12th Grade Career and Technical Education (CTE) Students Meeting Industry Standards</b>  <b>Data Unavailable</b>			
<b>American Indian / Alaskan Native</b>			
Insufficient Data for Score	Insufficient Data for Score		
<b>Asian</b>			
Insufficient Data for Score	Insufficient Data for Score		
<b>Black / African American</b>			
Insufficient Data for Score	Insufficient Data for Score		
<b>Hispanic / Latino</b>			
Insufficient Data for Score	Insufficient Data for Score		
<b>Multi Racial / Other</b>			
Insufficient Data for Score	Insufficient Data for Score		
<b>Native Hawaiian / Pacific Islander</b>			
Insufficient Data for Score	Insufficient Data for Score		
<b>White</b>			
Insufficient Data for Score	Insufficient Data for Score		
<b>English Learners</b>			
Insufficient Data for Score	Insufficient Data for Score		
<b>Students with IEPs</b>			
Insufficient Data for Score	Insufficient Data for Score		
<b>Economically Disadvantaged</b>			
Insufficient Data for Score	Insufficient Data for Score		

- Meeting Target
- Not Meeting Target

# College & Career: Every Student Graduates Ready for College and Careers

## Goal 4 - Keystone Proficiency

School Code | 3388 School Name | Boys Latin of Philadelphia Charter School

**Goal 4:** The percentage of students who are proficient on all three state high school assessments (Algebra, Literature, and Biology) by the end of their 11th grade year will grow from 26.1% in August 2019 to 52.0% by August 2026.

### % of 11th Graders Proficient on Algebra, Biology, & Literature Keystones

**All Students**, 105 students

**Score: 71.4 %**



**2021-2022 Target: 31.7 %**

39.7 pts above target

**2025-2026 Goal: 52.0 %**

19.4 pts above target



- Meeting Target
- Not Meeting Target

**American Indian / Alaskan Native**

Insufficient Sample

**Asian**

Insufficient Sample

**Black / African American**, 99 students

**Score: 71.7 %**  
40.0 pts above target



**Hispanic / Latino**

Insufficient Sample

**Multi Racial / Other**

Insufficient Sample

**Native Hawaiian / Pacific Islander**

Insufficient Sample

**White**

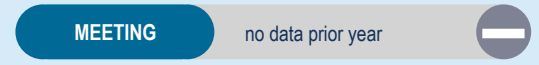
Insufficient Sample

**English Learners**

Insufficient Sample

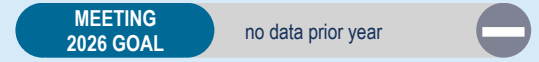
**Students with IEPs**, 31 students

**Score: 48.4 %**  
16.7 pts above target



**Economically Disadvantaged**, 65 students

**Score: 70.8 %**  
39.1 pts above target



# College & Career: Every Student Graduates Ready for College and Careers

## Goal 5 - Career and Technical Education

## Graduation and College Readiness

School Code | 3388 School Name | Boys Latin of Philadelphia Charter School

**Goal 5:** The percentage of Career and Technical Education (CTE) students who pass an industry standards-based competency assessment by the end of their 12th grade year will grow from 54.5% in August 2019 to 80.0% in August 2026.

### % of 12th Grade CTE Students Meeting Industry Standards

#### All Students

Data Unavailable

### AP, IB, or Dual Enrollment Course Metrics

1.1 %

*% of Students Meeting Standard on AP Exam, on IB Exam, or in Dual Enrollment Course by End of 12th Grade*

17.1 %

*% of Students Participating in but Not Meeting Standard on AP Exam, IB Exam, or Dual Enrollment Course by the End of 12th Grade*

81.8 %

*% of Students Not Participating in AP Exam, IB Exam, or Dual Enrollment Course by the End of 12th Grade*

### Other Key Metrics

97.6 %

*Ninth-Grade On-Track Rate*

59.1 %

*First-Fall Matriculation*

75.0 %

*% of Students Completing the FAFSA by End of 12th Grade*

- Meeting Target
- Not Meeting Target

# College & Career: Every Student Graduates Ready for College and Careers

## Graduation and College Readiness

School Code | 3388 School Name | Boys Latin of Philadelphia Charter School

### Four-Year Cohort Graduation Rate

All Students, 89 students

Score: 88.8 %



2021-2022 Target: 87.7 %

1.1 pts above target

2025-2026 Goal: 90.0 %

-1.2 pts from target

MEETING

no data prior year

- Meeting Target
- Not Meeting Target

American Indian / Alaskan Native

Insufficient Sample

Asian

Insufficient Sample

Black / African American, 81 students

Score: 88.9 %

1.2 pts above target

MEETING

no data prior year

Hispanic / Latino

Insufficient Sample

Multi Racial / Other

Insufficient Sample

Native Hawaiian / Pacific Islander

Insufficient Sample

White

Insufficient Sample

English Learners

Insufficient Sample

Students with IEPs, 25 students

Score: 84.0 %

-3.7 pts from target

NOT MEETING

no data prior year

Economically Disadvantaged

Insufficient Sample

# College & Career: Every Student Graduates Ready for College and Careers

## Graduation and College Readiness

School Code | 3388 School Name | Boys Latin of Philadelphia Charter School

### Four-Year Cohort Drop-Out Rate

#### All Students

0 out of 89 students

Score: 0.0%

#### American Indian / Alaskan Native

Insufficient Sample

#### Asian

Insufficient Sample

#### Black / African American

0 out of 81 students

Score: 0.0%

#### Hispanic / Latino

Insufficient Sample

#### Multi Racial / Other

Insufficient Sample

#### Native Hawaiian / Pacific Islander

Insufficient Sample

#### White

Insufficient Sample

#### English Learners

Insufficient Sample

#### Students with IEPs

0 out of 25 students

Score: 0.0%

#### Economically Disadvantaged

Insufficient Sample

### Four-Year Cohort Continuation Rate

#### All Students

10 out of 89 students

Score: 11.2%

#### American Indian / Alaskan Native

Insufficient Sample

#### Asian

Insufficient Sample

#### Black / African American

9 out of 81 students

Score: 11.1%

#### Hispanic / Latino

Insufficient Sample

#### Multi Racial / Other

Insufficient Sample

#### Native Hawaiian / Pacific Islander

Insufficient Sample

#### White

Insufficient Sample

#### English Learners

Insufficient Sample

#### Students with IEPs

4 out of 25 students

Score: 16.0%

#### Economically Disadvantaged

Insufficient Sample

# Climate, Culture & Opportunity

## Guardrail 1 - Welcoming and Supportive Schools

School Code | 3388 School Name | Boys Latin of Philadelphia Charter School

**Guardrail 1:** Every school will be a safe, welcoming and healthy place where our students, staff and community want to be and learn each day. This means that our schools will be: 1) environmentally safe and clean; and 2) spaces with inclusive climates that provide students with access to robust social, emotional, and mental health supports.

School Climate Score	School Climate Survey		
Insufficient Sample	Insufficient Sample <i>Student Rating</i>	Insufficient Sample <i>Parent Rating</i>	Insufficient Sample <i>Teacher Rating</i>
School Instruction Score	School Instruction Survey		
Insufficient Sample	Insufficient Sample <i>Student Rating</i>	Insufficient Sample <i>Parent Rating</i>	Insufficient Sample <i>Teacher Rating</i>

- Meeting Target
- Not Meeting Target

 **Not Applicable**

School Has at Least 2 Behavioral/Mental Health Support FTEs per 500 Students

# Climate, Culture & Opportunity

## Guardrail 1 - Welcoming and Supportive Schools

School Code | 3388 School Name | Boys Latin of Philadelphia Charter School

**Guardrail 1:** Every school will be a safe, welcoming and healthy place where our students, staff and community want to be and learn each day. This means that our schools will be: 1) environmentally safe and clean; and 2) spaces with inclusive climates that provide students with access to robust social, emotional, and mental health supports.

% of Students Attending at Least 95% of Instructional Days	% of Students Attending	
<p><b>All Students: 480 Students</b></p> <p style="text-align: center;"><b>Score: 14.2 %</b></p> <p>2021-2022 Target: 52.9 % -38.7 pts from target</p> <p>2025-2026 Goal: 60.0 % -45.8 pts from target</p> <p><b>NOT MEETING</b> no data prior year</p>	<p><b>Greater Than 95% of Instructional Days</b></p>	<p><b>14.2 %</b></p>
	<p><b>90-95% of Instructional Days</b></p>	<p><b>27.1 %</b></p>
	<p><b>85-90% of Instructional Days</b></p>	<p><b>22.7 %</b></p>
	<p><b>80-85% of Instructional Days</b></p>	<p><b>12.7 %</b></p>
	<p><b>Less than 80% of Instructional Days</b></p>	<p><b>23.3 %</b></p>
% of Students Attending at Least 90% of Instructional Days	Additional Metrics	
<p><b>All Students: 480 Students</b></p> <p style="text-align: center;"><b>Score: 41.3 %</b></p> <p>2021-2022 Target: 82.3 % -41.0 pts from target</p> <p>2025-2026 Goal: 94.0 % -52.7 pts from target</p> <p><b>NOT MEETING</b> no data prior year</p>	<p><b>Not Applicable</b></p> <p><i>% of Teachers Attending at Least 95% of Work Days (Cumulative)</i></p>	<p><b>Not Applicable</b></p> <p><i>Teacher Annual Retention</i></p>
	<p><b>Not Applicable</b></p> <p><i>% of Teachers Receiving a Proficient MMS Rating</i></p>	<p><b>Not Applicable</b></p> <p><i>% of Teachers Receiving a Distinguished MMS Rating</i></p>

- Meeting Target
- Not Meeting Target

# Climate, Culture & Opportunity

## Guardrail 2 - Enriching and Well-rounded School Experiences

## Guardrail 3 - Partnering with Parents / Family Members

School Code | 3388 School Name | Boys Latin of Philadelphia Charter School

**Guardrail 2:** Every student will have a well-rounded education with co-curricular opportunities, including arts and athletics, integrated into the school experience.

**Guardrail 3:** Every parent and guardian will be welcomed and encouraged to be partners in their child's school community.

### % of Students Participating in Co-Curricular / Athletics Activities

### School Relationship Score

*% of Students  
Participating in Co-  
Curricular / Athletics  
Activities*

**Data Unavailable**

**Insufficient Sample**

### Additional Metrics



**Not Applicable**

*School Has a SAC/Parent Advisory Group*



**Not Applicable**

*School Has a SAC/Parent Advisory Group That Meets Regularly*



**Not Applicable**

*Number of SAC/Parent Advisory Group Meetings*

- Meeting Target
- Not Meeting Target



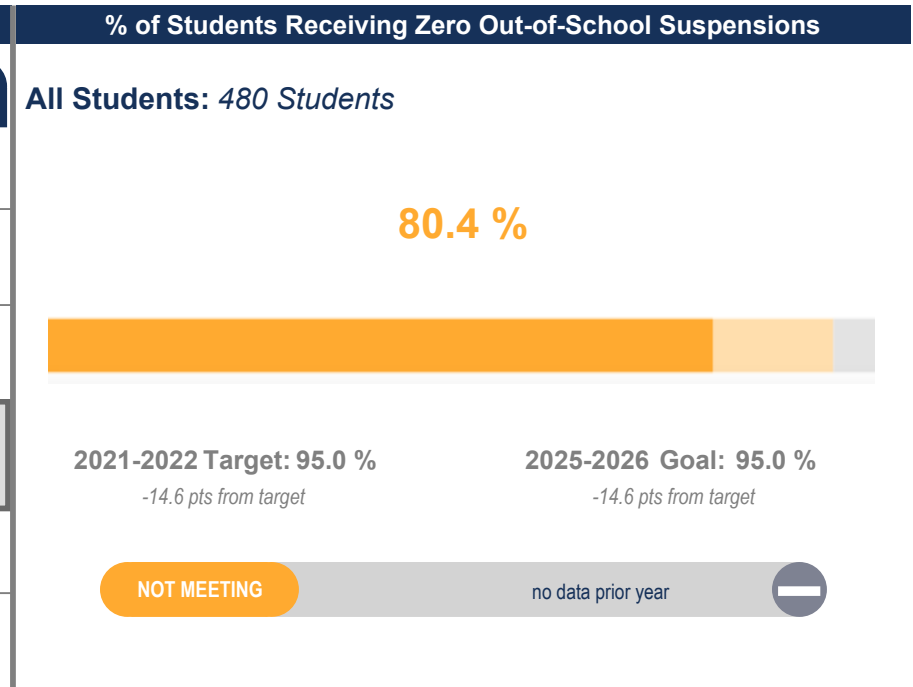
# Climate, Culture & Opportunity

## Guardrail 4 - Addressing Racist Practices

School Code | 3388 School Name | Boys Latin of Philadelphia Charter School

**Guardrail 4:** Our students' potential will not be limited by practices that perpetuate systemic racism and hinder student achievement.

Suspension Disproportionality		
	% of Enrollment (Total Enrollment)	% of Suspensions Given to Each Subgroup
All Students	(451)	
American Indian / Alaskan Native	0.0 % (0)	0.0 %
Asian	0.2 % (1)	0.0 %
<b>Black / African American</b>	<b>93.6 % (422)</b>	<b>96.8 %</b>
Hispanic / Latino	0.9 % (4)	0.0 %
Multi Racial / Other	5.3 % (24)	3.2 %
Native Hawaiian / Pacific Islander	0.0 % (0)	0.0 %
White	0.0 % (0)	0.0 %
English Learners	0.0 % (0)	0.0 %
Students with IEPs	26.4 % (119)	32.5 %
Economically Disadvantaged	62.1 % (280)	73.8 %



### Disproportionality in AP, IB, and Dual Enrollment Courses

All Students	Black / African American	Hispanic / Latino
37.5 %	40.7 %	Insufficient Sample

- Meeting Target
- Not Meeting Target